


AAGHI LMS Portal AIOU

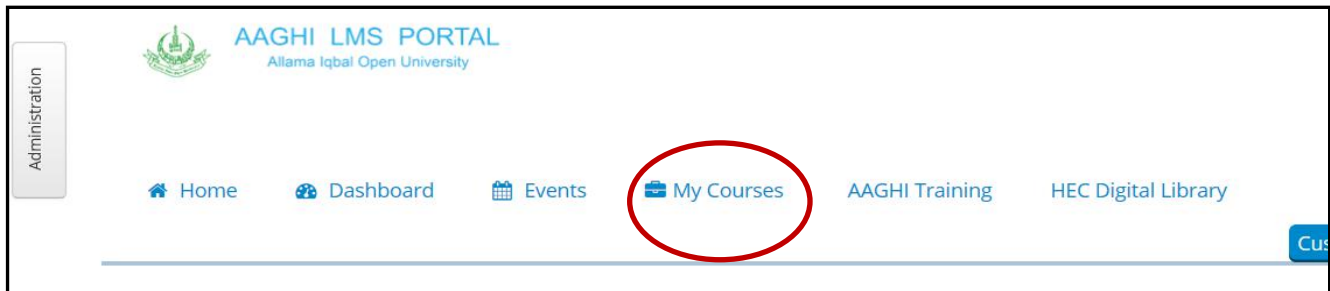
Student's Manual

How to Submit Assignment?

Step 1: Log on AAGHI LMS portal (aaghi.aiou.edu.pk) by clicking on “Log In” button using your username and password sent by AIOU through SMS.



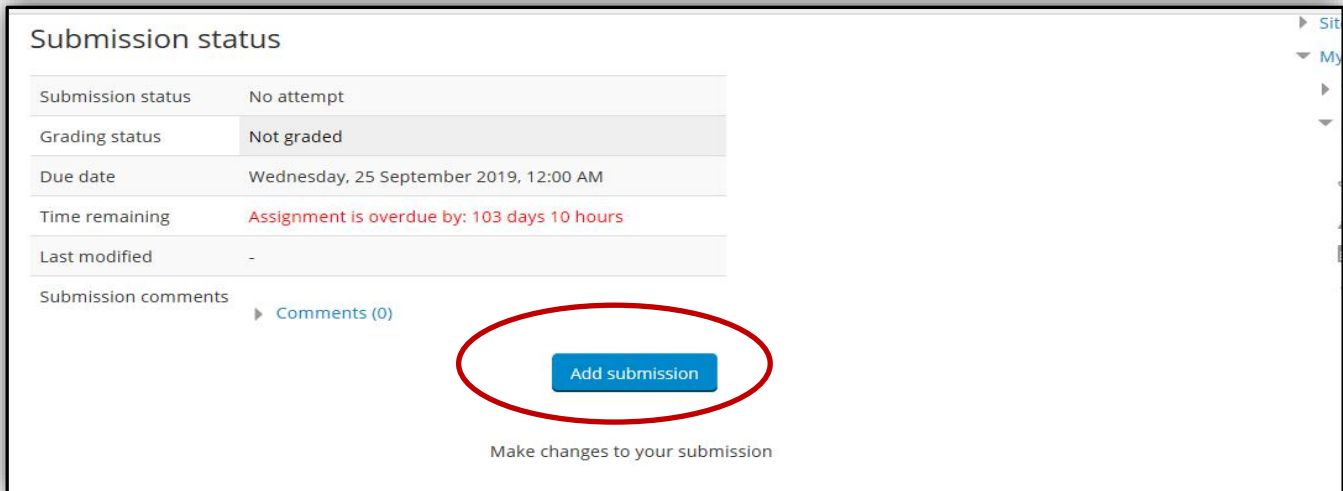
Step 2: Click on “My Courses” link and choose your course.



Step 3: Click on “Assignment” link.



Step 4: Following page will be displayed. Click on “Add Submissions” button.



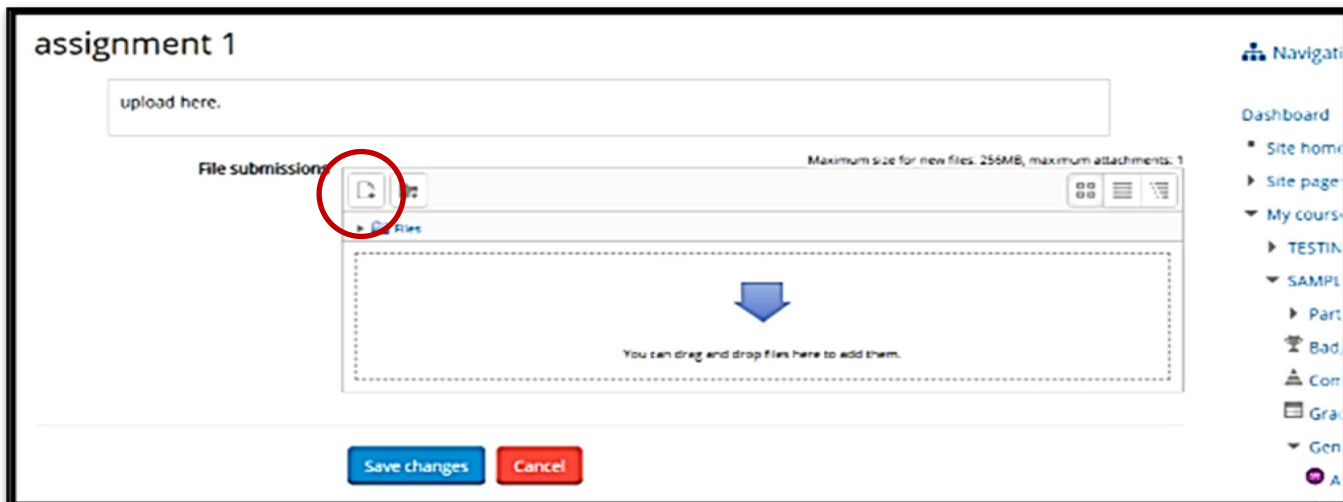
Submission status

Submission status	No attempt
Grading status	Not graded
Due date	Wednesday, 25 September 2019, 12:00 AM
Time remaining	Assignment is overdue by: 103 days 10 hours
Last modified	-
Submission comments	▶ Comments (0)

[Add submission](#)






Make changes to your submission

Step 5: Following page will be displayed. Click on File icon as indicated in image below.



assignment 1

upload here.

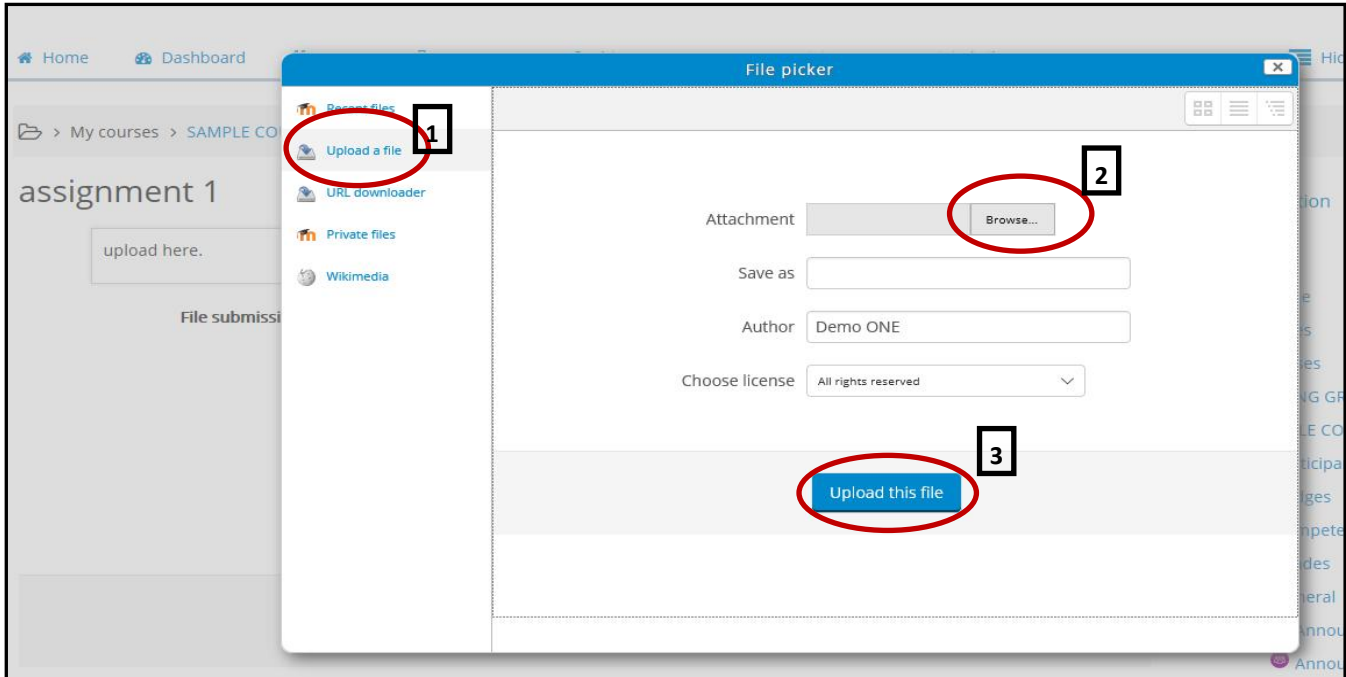
File submission:      Maximum size for new files: 256MB, maximum attachments: 1

▶ Files

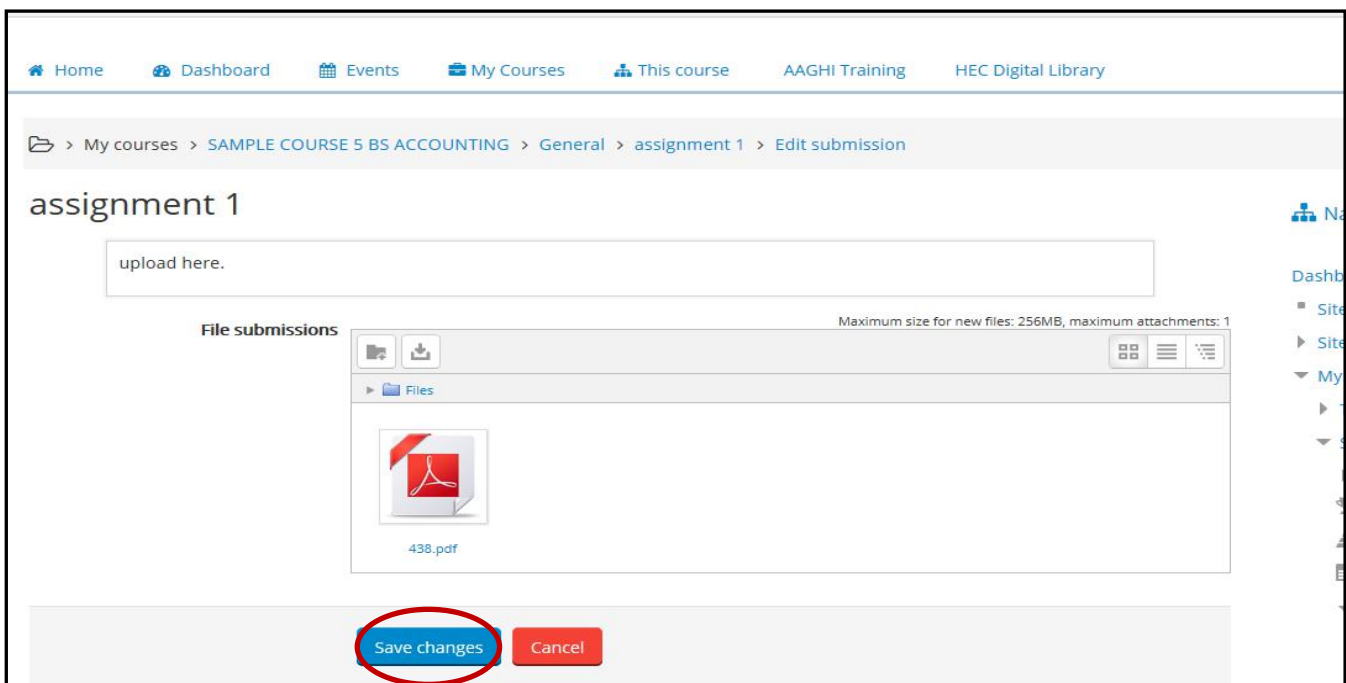
You can drag and drop files here to add them.

[Save changes](#) [Cancel](#)

Step 6: A window will pop up as shown in image below. Click on “Upload a File” button then “Browse” your assignment file and press “Upload this file” button. Please note that assignments are accepted in MS Word and pdf format. Handwritten assignments can be scanned using professional scanners or mobile scanner applications but file sizes should not exceed 5MB so try to use optimum resolution for images.



Step 7: Following page will be displayed. Press “Save Changes” button.



Step 8: A submission status page will be displayed. You can Edit your submission till the deadline.

assignment 1

upload here.

5404.docx

Submission status

Submission status	Submitted for grading
Grading status	Not graded
Due date	Wednesday, 25 September 2019, 12:00 AM
Time remaining	Assignment was submitted 103 days 10 hours late
Last modified	Monday, 6 January 2020, 10:57 AM
File submissions	438.pdf
Submission comments	Comments (0)

[Edit submission](#)

THANK YOU